




EPA SERIES
EDGE ACTUATED SMT TYPE



■ FEATURES

- SMT edge actuated type is (SMT Piano Type) easy setting on closely racked PCB.
- Tactile response is performed directly by larger contact pressure to ensure stable contact.
- All UL 94V-0 fire retardant plastics used.
- Contact wiping on make and break.
- Gold plated contacts to ensure low contact resistance and long mechanical life.
- Twin contacts designed to ensure stable contact.
- Smaller size makes better heat convection during PC board reflow soldering.
- RoHS Compliant
- Halogen Free series available

■ APPLICATIONS

- Numerical setting for computer terminal equipment
- Price setting for vending machines
- Programming for game machines
- Programming for industrial equipment and measuring instruments

■ SPECIFICATIONS

1.ELECTRICAL

● Contact rating	switching	25mA, 24VDC
	non-switching	100mA
● Contact resistance (After life test)	100mΩ Max.	
● Insulation resistance	1000MΩ Min. at 100VDC	
● Dielectric strength	500VDC Min. for 60 seconds	
● Leakage Current	2mA Max.	
● Capacitance between adjacent switches	5pF Max.	

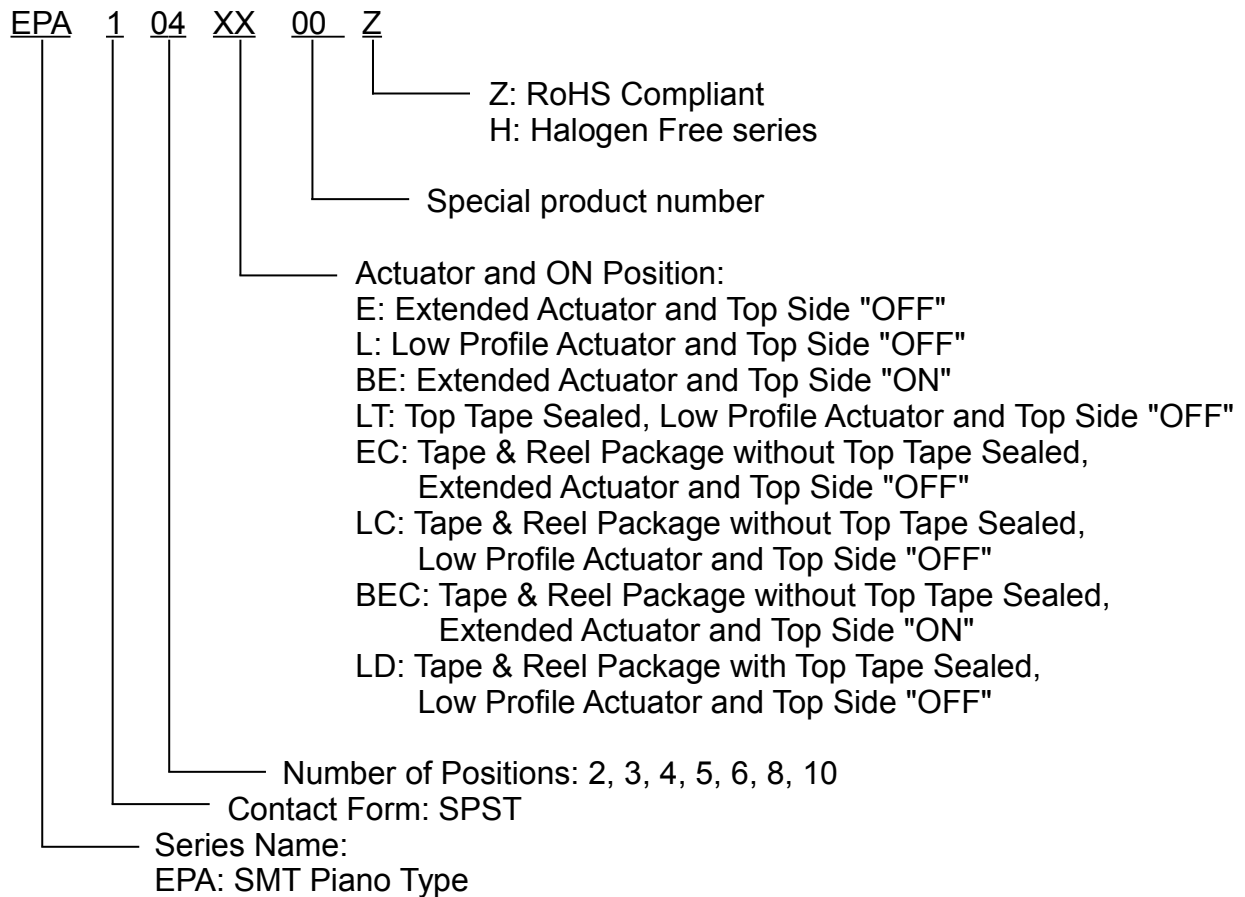
2.MECHANICAL and ENVIRONMENTAL

● Temperature rating	operating	-40°C to +85°C
	storage	-40°C to +85°C
● Operation force	800g Max.	
● Mechanical life	1000 operations	
● Humidity	95 %RH, 40°C for 96Hrs.	
● Vibration	10HZ-55HZ-10HZ for 6Hrs.	
● Solderability	After flux 245±5°C for 5±1 seconds	




● Resistance to soldering heat	Solder reflow: peak temperature 260°C Max.
● Reflow soldering process for SMT type	Reference IEC 61760
● WARNING: Please keep contacts in OFF position during reflow soldering.	

■ PART NUMBERING SYSTEM

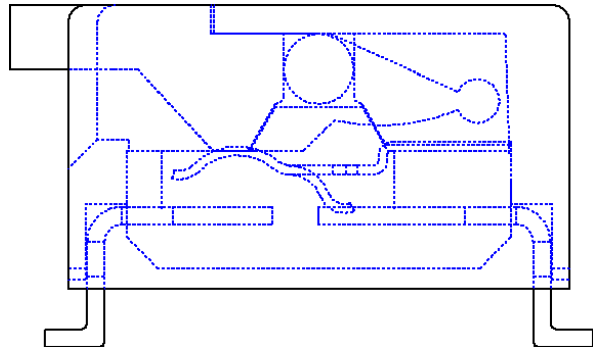


■ OPTIONS

1. Top tape sealed



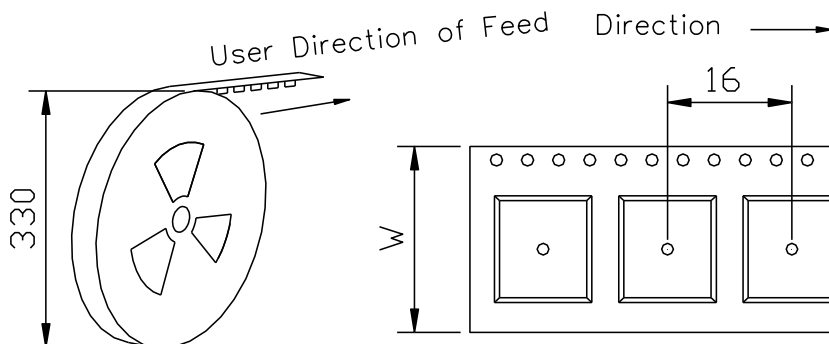
■ CONSTRUCTION



■ PACKAGING

1. Tape & Reel Packaging(per EIA STANDARD)

Tape & Reel Packaging

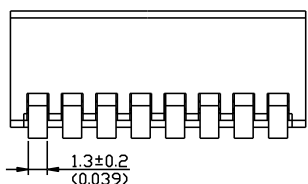


Pole	2	3	4	5	6	8	10
W(mm)	16	16	24	24	32	32	44

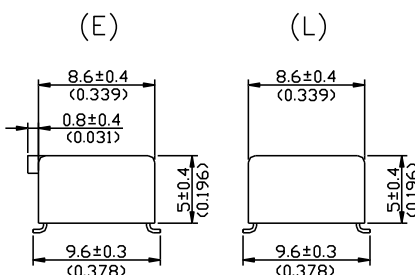
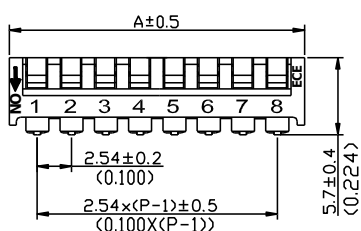
Pole	No. of pcs per reel
2P	550
3P	550
4P	550
5P	550
6P	550
8P	550
10P	550

DIMENSIONS AND CIRCUITRY

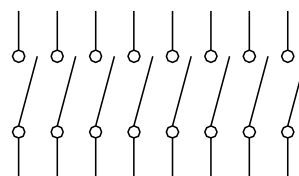
EPA SERIES



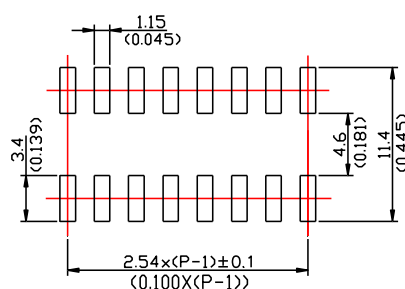
Actuator top side "OFF"



CIRCUIT DIAGRAM



P.C.B. LAYOUT (TOP VIEW)

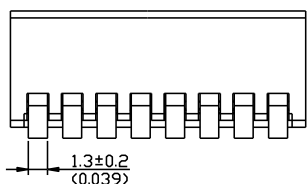


DIMENSION A

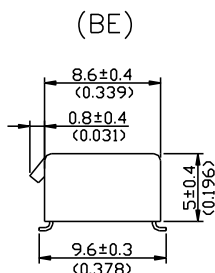
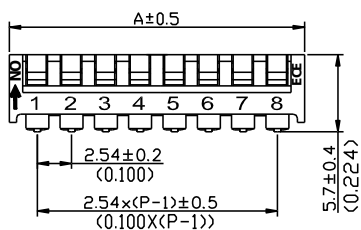
UNIT: mm(inch)

POLE	2	3	4	5	6	8	10
A	6.5 (0.265)	9.0 (0.354)	11.6 (0.457)	14.1 (0.555)	16.7 (0.657)	21.7 (0.854)	26.7 (1.050)

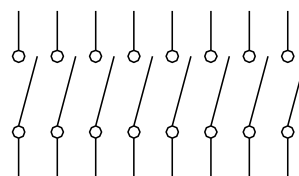
EPA SERIES B TYPE



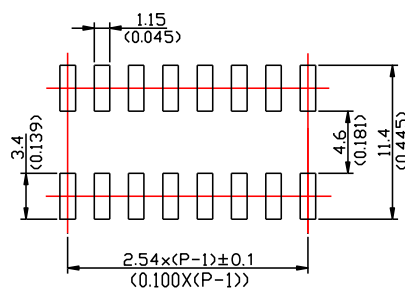
Actuator top side "ON"



CIRCUIT DIAGRAM



P.C.B. LAYOUT (TOP VIEW)



DIMENSION A

UNIT: mm(inch)

POLE	2	3	4	5	6	8	10
A	6.5 (0.265)	9.0 (0.354)	11.6 (0.457)	14.1 (0.555)	16.7 (0.657)	21.7 (0.854)	26.7 (1.050)