



EDG/EDS SERIES SLIDE TYPE




EDG/EDS SPST




EDG/EDS DPST




EDG/EDS SPDT



EDG/EDS 3PST



EDG/EDS 4PST



EDG/EDS DPDT

■ FEATURES

- Tactile response is performed directly by larger contact pressure to ensure very stable contact.
- All plastics are UL 94V-0 grade fire retardant.
- Bottom epoxy sealed standard to ensure free of flux immersion during wave soldering.
- Contact wiping on make and break.
- Gold, Silver, or Tin plated contacts to ensure low contact resistance and long mechanical life.
- Ideal for data processing, communications, remote controls and burglar alarm system use, where manual programming is required.
- RoHS Compliant

■ APPLICATIONS

- Numerical setting for computer terminal equipment
- Price setting for vending machines
- Programming for game machines
- Programming for industrial equipment and measuring instruments

■ SPECIFICATIONS

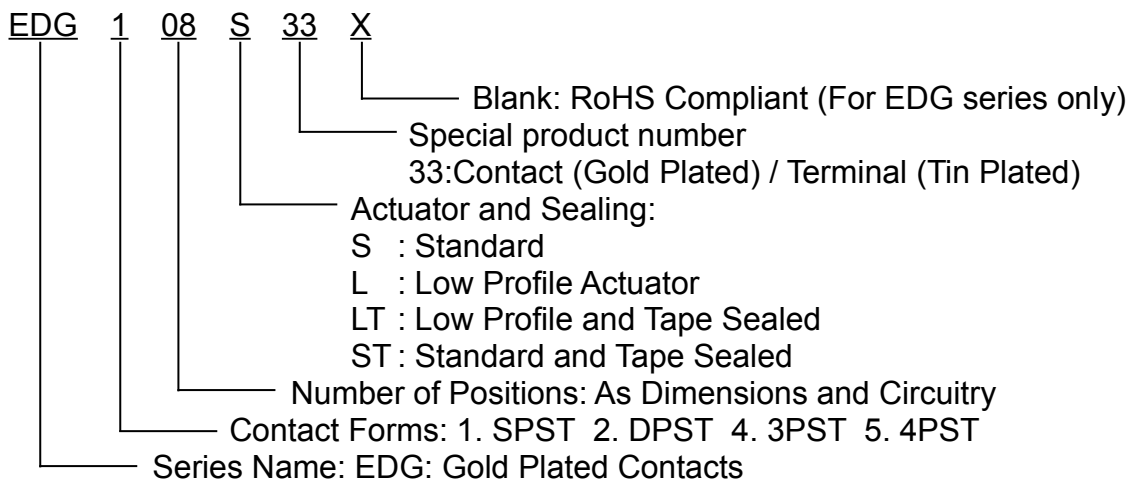
1.ELECTRICAL

● Contact rating	
switching	25mA, 24VDC
non-switching	100mA
● Contact resistance	
initial	50mΩ Max.
after life test	100mΩ Max. (300mΩ Max. for Tin plated type)
● Insulation resistance	1000MΩ Min. at 100VDC
● Dielectric strength	500VDC Min. for 60 seconds
● Capacitance between adjacent switches 5pF Max.	

2.MECHANICAL AND ENVIRONMENTAL

● Temperature rating	
operating	-40°C to + 85°C
Storage	-40°C to + 85°C
● Operation force	800g Max. (SPST only)
● Mechanical life	2000 operations
● Humidity	95 %RH, 40°C for 96 Hrs.
● Vibration	10Hz-55Hz-10Hz for 6 Hrs.
● Solderability	After flux 230±5°C for 5±0.5 seconds, 95 %coverage
● Resistance to soldering heat	260±5°C for 5±1 seconds

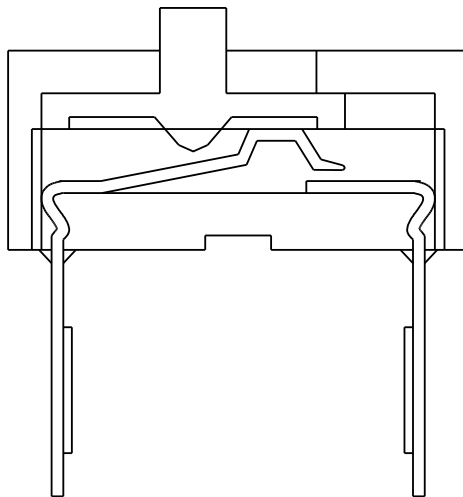
■ PART NUMBERING SYSTEM



EDS 1 08 S XX Z

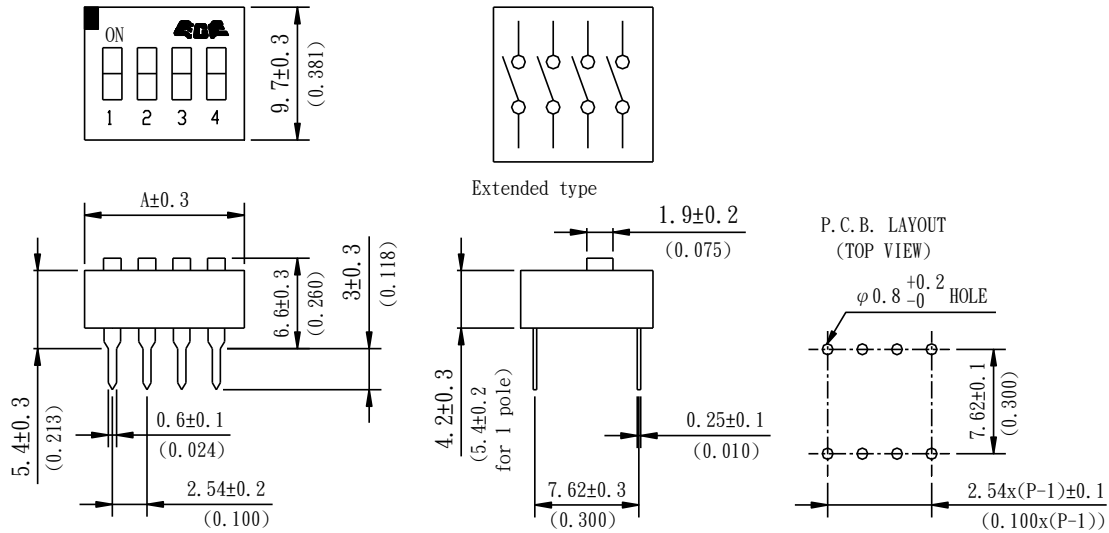
- Z: RoHS Compliant (For EDS series only)
- Special product number
- Actuator and Sealing:
 - S : Standard
 - L : Low Profile Actuator
 - LT : Low Profile and Tape Sealed
 - ST : Standard and Tape Sealed
- Number of Positions: As Dimensions and Circuitry
- Contact Forms: 1. SPST 2. DPST 3. SPDT
4. 3PST 5. 4PST 6. DPDT
- Series Name: EDS: Silver or Tin Plated Contacts

■ CONSTRUCTION



DIMENSIONS AND CIRCUITRY

EDG/EDS SPST SERIES



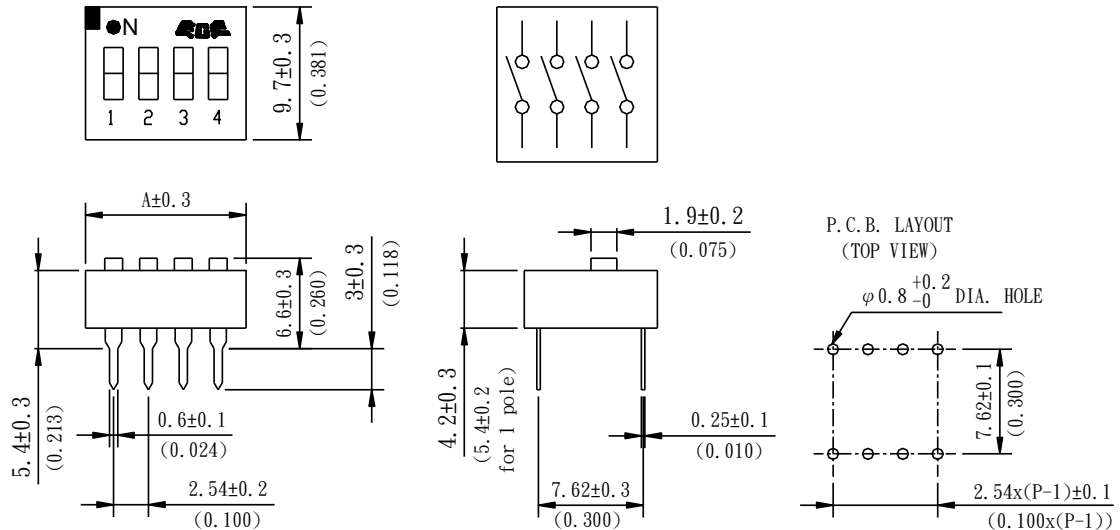
Dimension A

UNIT:mm(inch)

Positions	1	2	3	4	5	6	7	8	9	10	12	15
A	3.9* (0.154)	6.7 (0.264)	9.2 (0.362)	11.7 (0.461)	14.2 (0.559)	16.7 (0.657)	19.2 (0.756)	21.7 (0.854)	24.2 (0.953)	26.7 (1.051)	31.8 (1.252)	39.5 (1.555)

* The dimensions of the 1 pole switch may vary slightly.

EDG 33 SERIES(SPST)



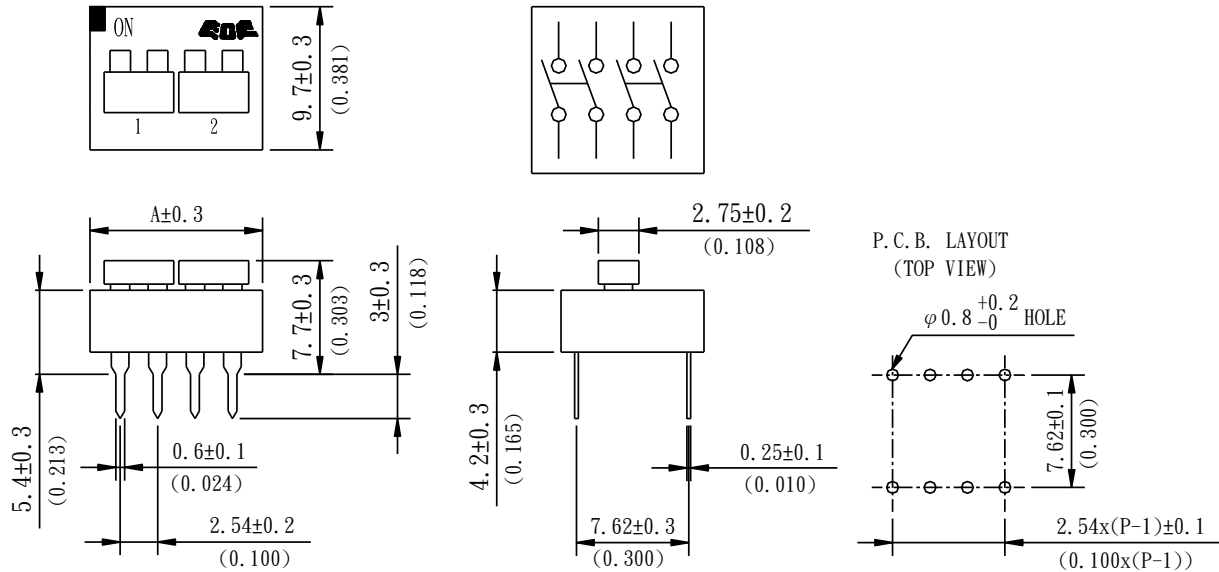
Dimension A

UNIT:mm(inch)

Positions	2	3	4	5	6	7	8	9	10	12	15
A	6.7 (0.264)	9.2 (0.362)	11.7 (0.461)	14.2 (0.559)	16.7 (0.657)	19.2 (0.756)	21.7 (0.854)	24.2 (0.953)	26.7 (1.051)	31.8 (1.252)	39.5 (1.555)

Remark: 2&3 position switches don't have the "ECE" Mark.

EDG/EDS DPST SERIES

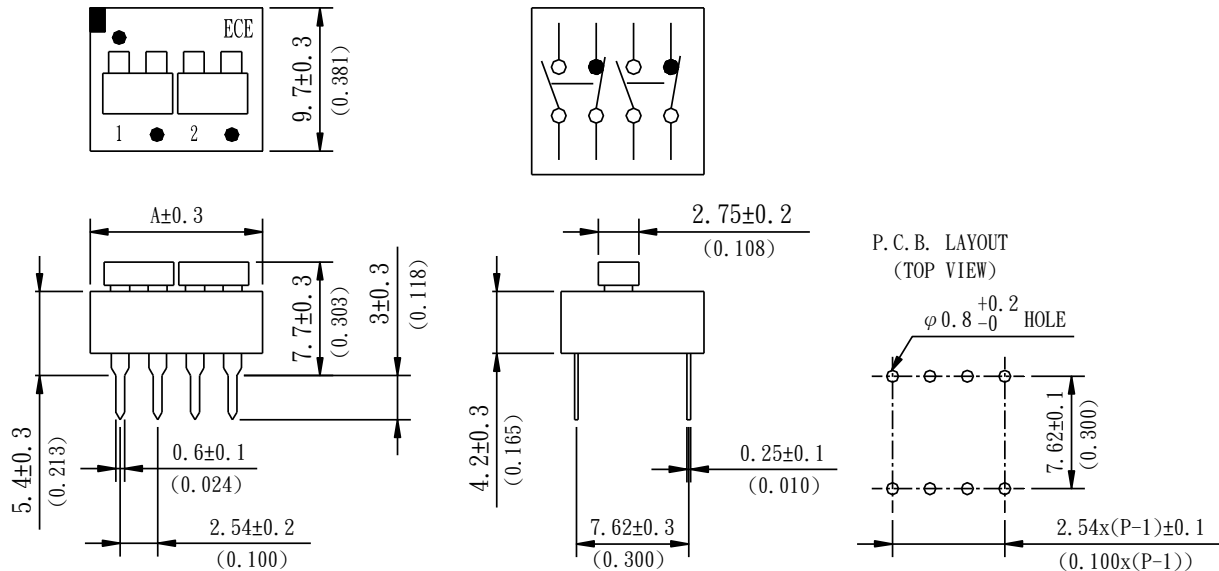


Dimension A

UNIT:mm(inch)

Positions	1	2	3	4	5	6
A	6.7 (0.264)	11.7 (0.461)	16.7 (0.657)	21.7 (0.854)	26.7 (1.051)	31.8 (1.252)

EDG/EDS SPDT SERIES

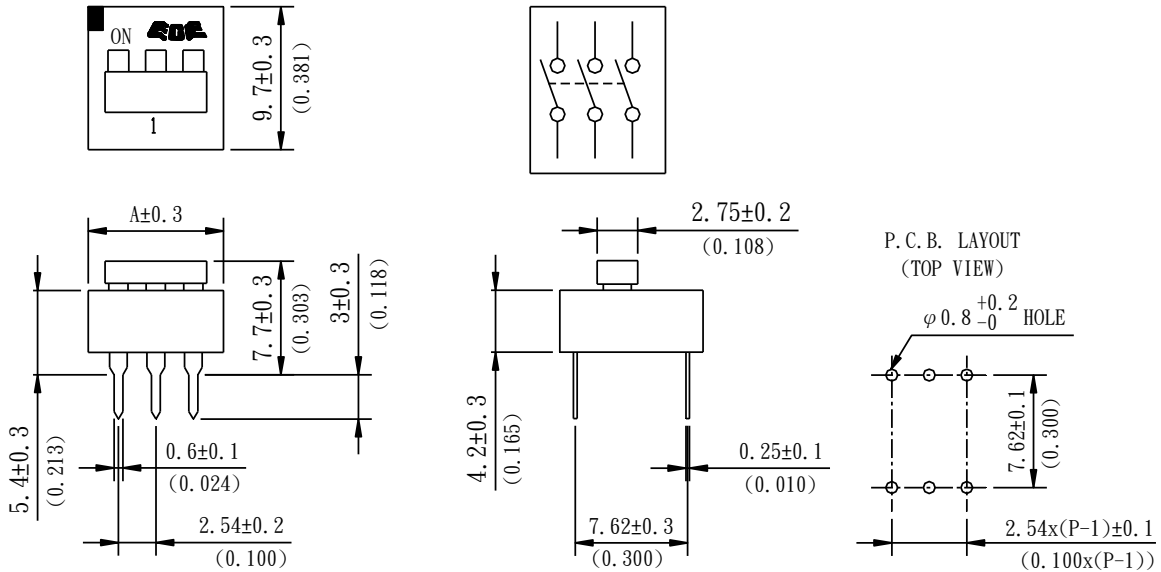


Dimension A

UNIT:mm(inch)

Positions	1	2	3	4	5	6
A	6.7 (0.264)	11.7 (0.461)	16.7 (0.657)	21.7 (0.854)	26.7 (1.051)	31.8 (1.252)

EDG/EDS 3PST SERIES

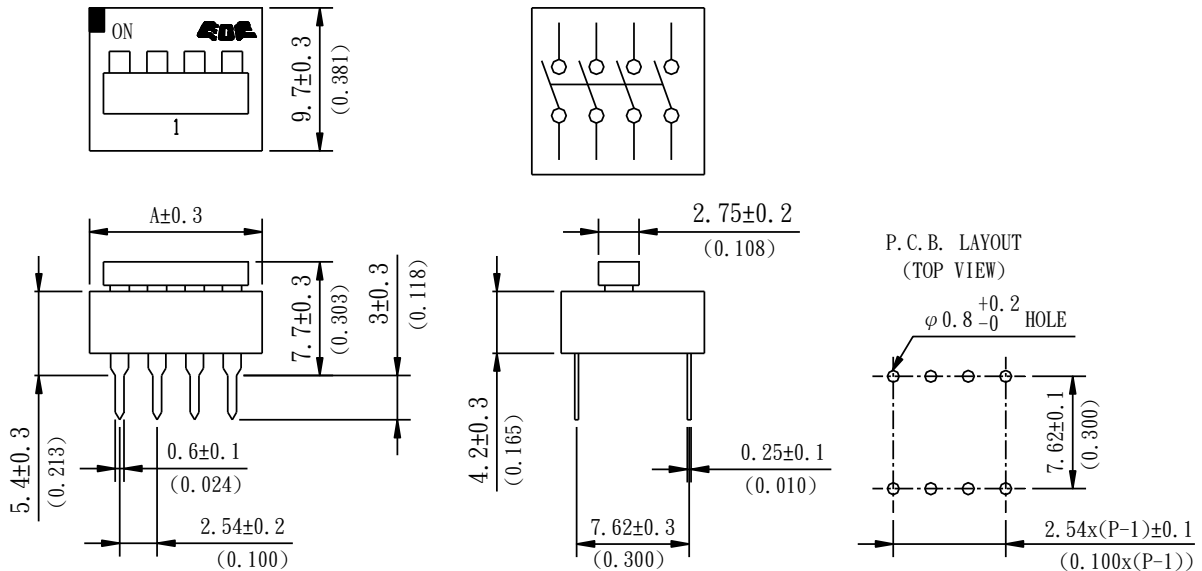


Dimension A

UNIT:mm(inch)

Positions	1	2	3	4	5
A	9.2 (0.362)	16.7 (0.657)	24.2 (0.953)	31.8 (1.252)	39.5 (1.555)

EDG/EDS 4PST SERIES

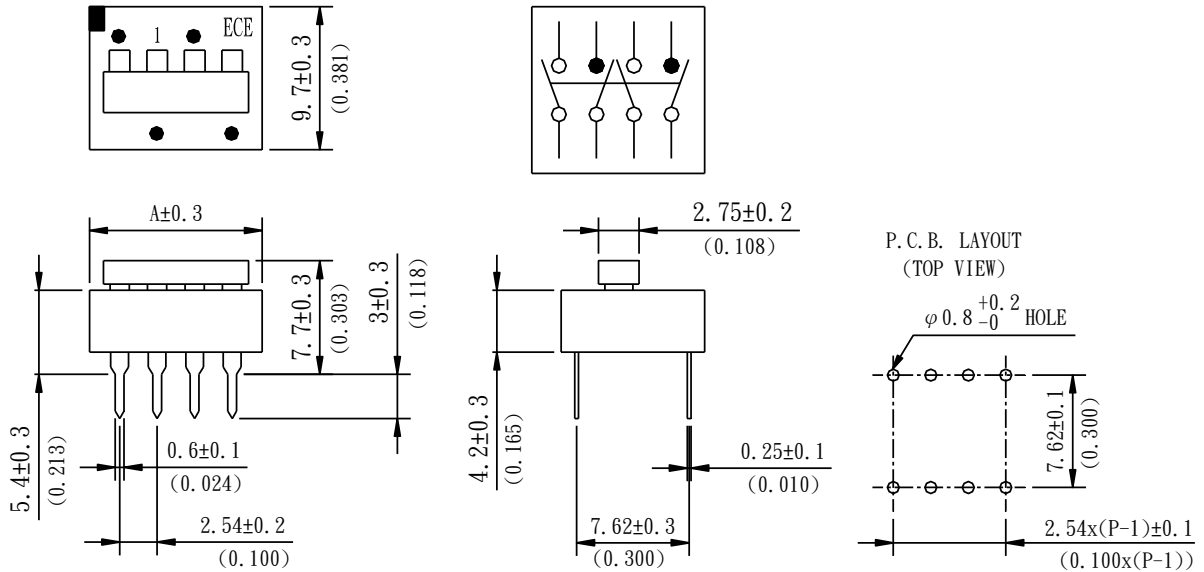


Dimension A

UNIT:mm(inch)

Positions	1	2	3
A	11.7 (0.461)	21.7 (0.854)	31.8 (1.252)

EDG/EDS DPDT SERIES



Dimension A UNIT:mm(inch)

Positions	1	2	3
A	11.7 (0.461)	21.7 (0.854)	31.8 (1.252)

■ OPTIONS

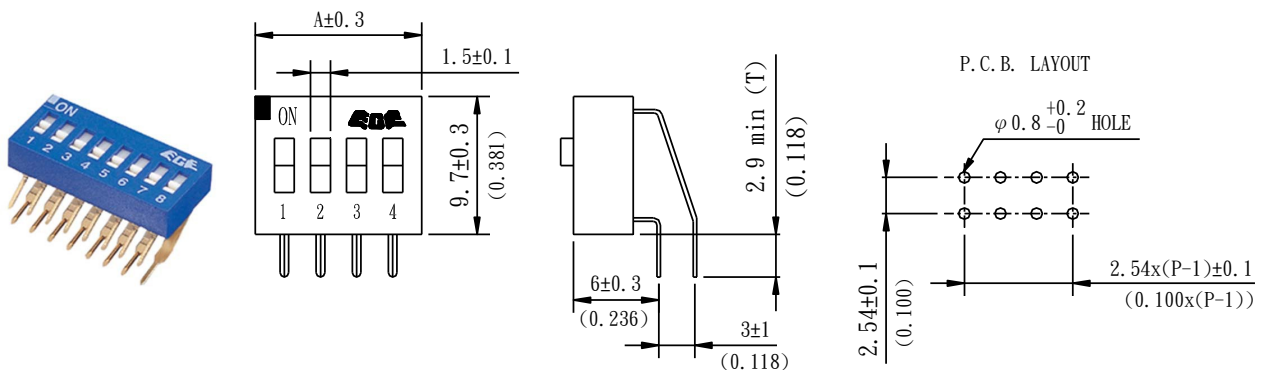
◆ RIGHT ANGLE TYPE

DIMENSIONS AND CIRCUITRY

DIMENSIONS A IS SAME AS PREVIOUS PAGE

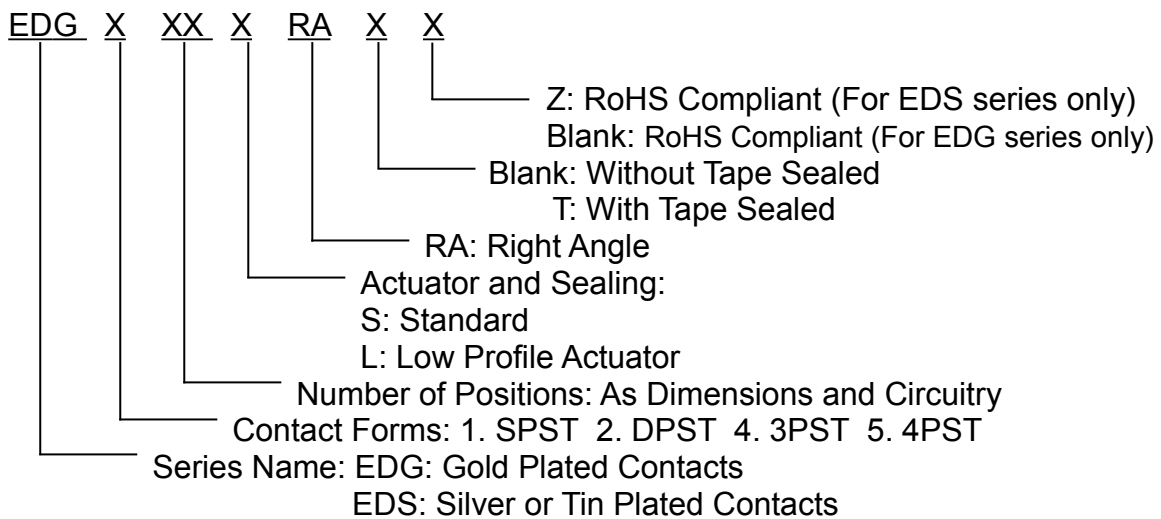
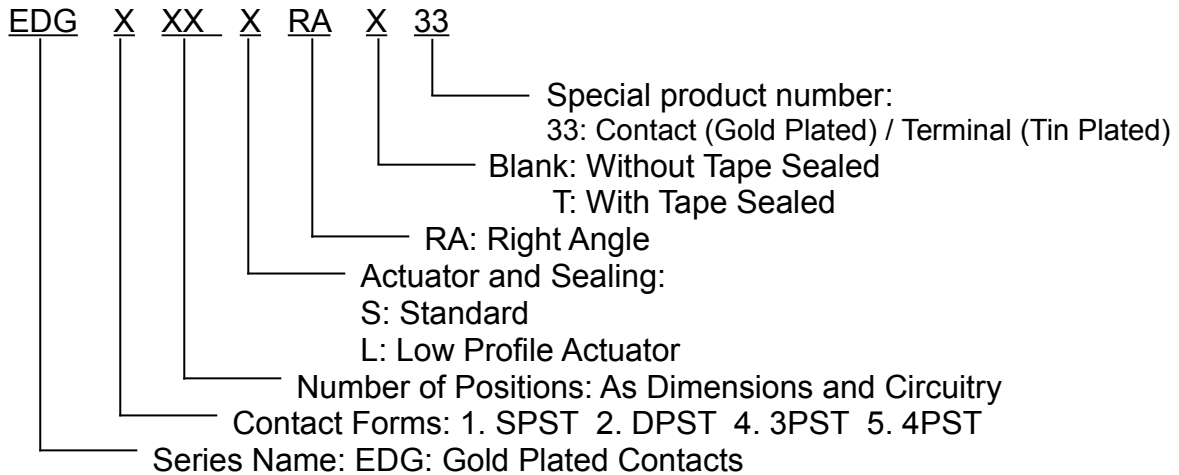
Right angle type

UNIT:mm(inch)




**The "T" of the 1 position switch is $3.0^{+0.4}_{-0.2}$


PART NUMBERING SYSTEM



◆ **LOW PROFILE ACTUATORS**



◆ **LOW PROFILE ACTUATORS AND TOP TAPE SEALED**



◆ **SPECIAL TOP OR SIDE MARKING AVAILABLE**