



*Rely on ECE's Relays,
and You Always Relax!*

HOME APPLICATION RELAY ETR RET SERIES

■ FEATURES

- 1 Pole to 2-Poles versions available with switching current at 15A (1 Pole) and 10A (2 Poles).
- Printed Circuit Board Terminal, Plug-in Terminal and Flanged Case are designed for easy mounting.
- Both AC and DC coil available.
- Low coil power consumption with high response time.
- High reliability and long life with better vibration and shock resistance.
- 1/3 HP on RET 2 Poles series is certified by UL.
- Touch Button and LED version available.
- Comply with RoHS and REACH regulations.

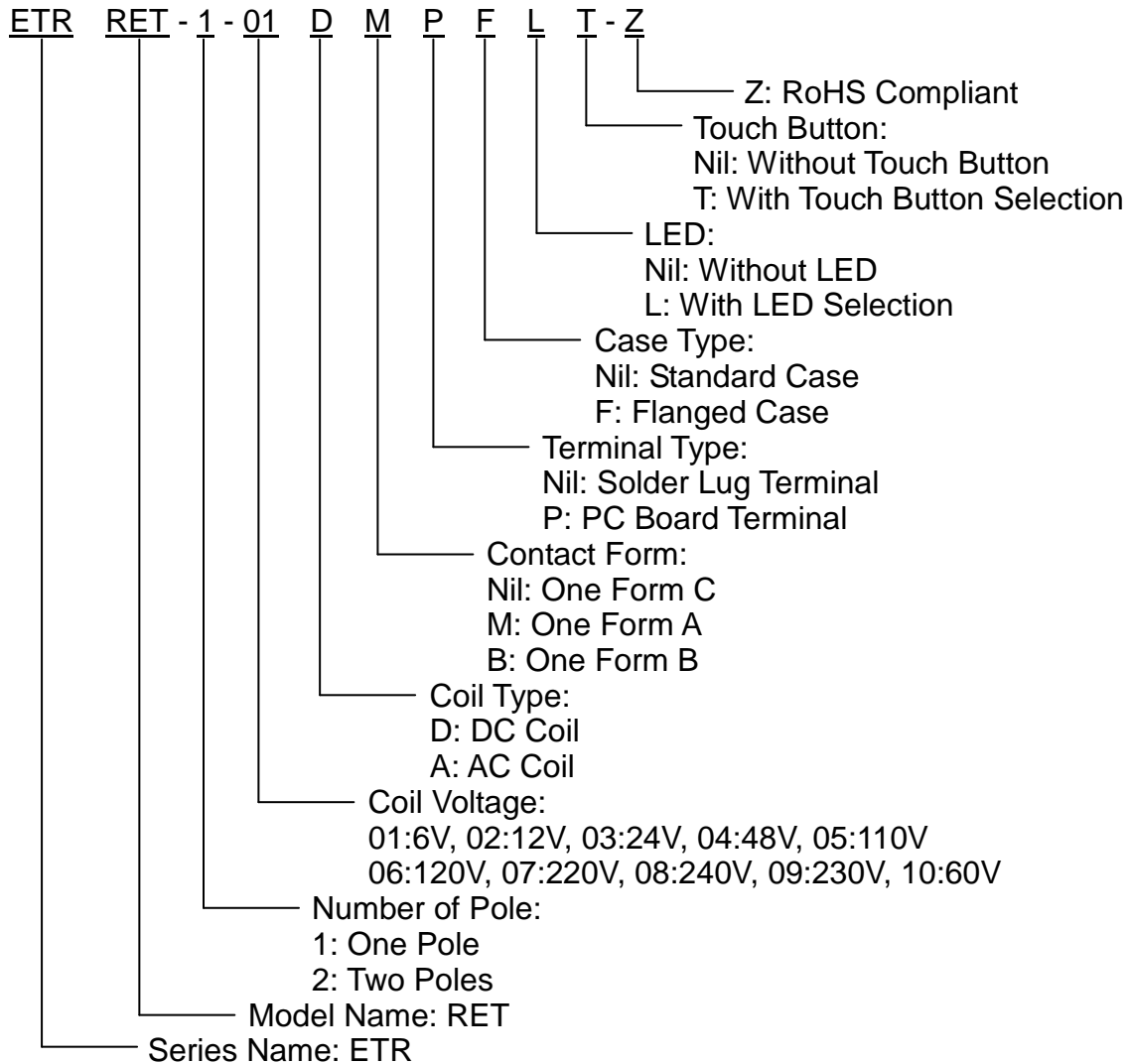
■ SPECIFICATIONS

Contact Resistance	Max. 100mΩ at initial value. @1A,6VDC
Contact Capacity	RET-1P: 15 Amps at 250VAC Cosφ=1 15 Amps at 30VDC L/R=0 RET-2P: 10 Amps at 250VAC Cosφ=1 10 Amps at 30VDC L/R=0
Operate Time	25m Sec. Max.
Release Time	25m Sec. Max.
Dielectric Strength	Between coil & Contact: 1500VAC at 50/60Hz for one minute Between Contacts: 1000VAC at 50/60Hz for one minute
Insulation Resistance	100MΩ Min. at 500VDC

■ COIL SPECIFICATION AT 20°C

Coil Sensitivity	Coil Voltage Code	Nominal Voltage (VAC/VDC)	Nominal Current (mA)		Coil Resistance (Ω±10%)	Power Consumption		Pull-In Voltage (VDC)	Drop-Out Voltage (VDC)	Max. Allowable Voltage (VDC)
			50Hz	60Hz		50Hz	60Hz			
RET 1P, 2P AC Coil	01	6	282.7	214.3	10	1.70VA	1.29VA	80% Max.	15% Min.	110%
	02	12	106.2	94.9	40	1.27VA	1.14VA			
	03	24	52.8	45.5	160	1.27VA	1.09VA			
	04	48	23.7	20.0	600	1.10VA	0.96VA			
	05	110	12.5	10.3	3,400	1.37VA	1.13VA			
	06	120	16.8	14.3	3,400	2.01VA	1.72VA			
	07	220	6.2	5.1	13,600	1.36VA	1.12VA			
	08	240	7.2	5.9	13,600	1.74VA	1.41VA			
	09	230	7.0	5.7	13,600	1.61VA	1.31VA			
RET 1P, 2P DC Coil	01	6	150		40	Abt. 0.9W		80% Max.	10% Max.	110%
	02	12	75		160					
	03	24	36.9		650					
	04	48	18.5		2,600					
	05	110	10		11,000					
	06	120	10		11,000					
	10	60	15		4,000					

■ PART NUMBER SYSTEM



***Marking without: "ETR" & "Z".**

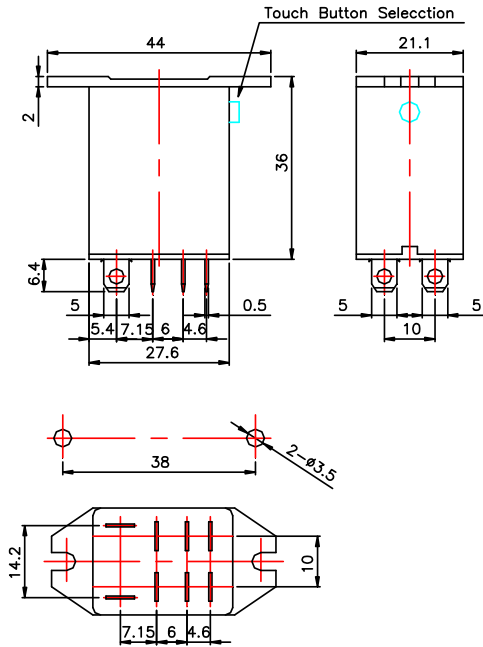
ETR RET-106D



ETR RET-206D



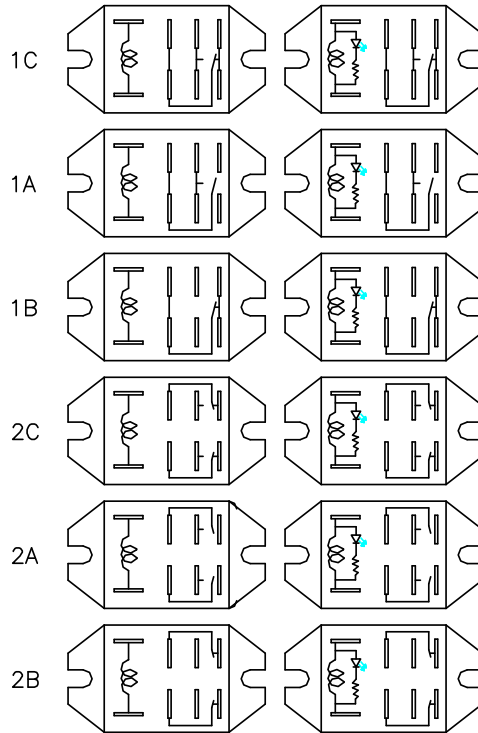
ETR RET-F
(Solder Lug Terminal & With Flanged Case)



P.C.B LAYOUT

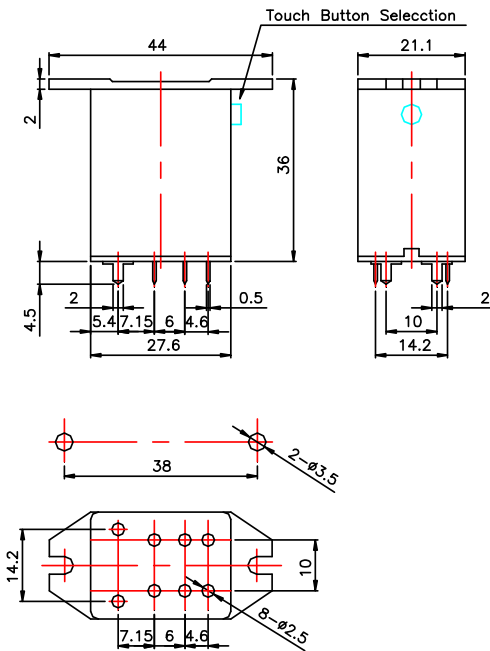
Standard

"L" Type



BOTTOM VIEW

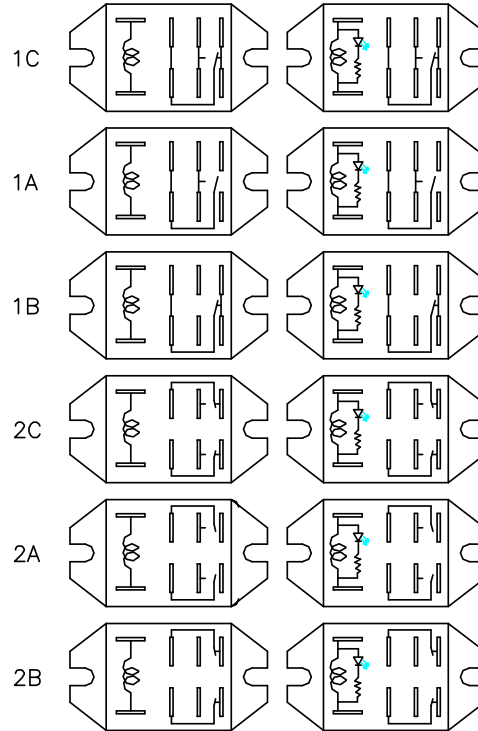
ETR RET-PF
(PC Board Terminal & With Flanged Case)



P.C.B LAYOUT

Standard

"L" Type



BOTTOM VIEW