



## 0.5mm Contact Spacing, ZIF Type Board To FPC Connectors Slide SMT Type

### EFC-PT24 SERIES (SU/SD/S)

#### ■ FEATURES

- 0.5mm contact spacing
- No. of contacts: 4~60 pin
- Connector Heights: 2.0 mm
- Accommodated FFC / FPC Thickness: 0.30mm
- Available in tube or embossed type for automatic mounting

#### ■ SPECIFICATIONS

##### 1.ELECTRICAL

- Voltage rating: 50V (per contact)
- Current rating: 0.5A (per contact)
- Dielectric Withstanding Voltage: 250VAC RMS
- Contact resistance: 20mΩ max. (initial), 40mΩ max. (final)
- Insulation resistance: 100MΩ min.
- Operating Temp.: -40°C~+85°C
- Storage Temp.: -20°C~+65°C

##### 2.MECHANICAL

- Durability: Mate & Unmate with applicability for 20 times, Contact resistance: 40mΩ max.
- Operating force (Slider): 0.05kgf\*n (0.49N\*n) max. (n: Pin)
- Cable holding force: 0.03kgf\*n (0.294N\*n) min. (n: Pin)
- Contact retention force: 0.1kgf (0.98N) min.

#### ■ MATERIALS

##### 1.MATERIAL

- Contacts: Copper Alloy
- Hold Down: Copper Alloy
- Insulator Housing: High Temp. Thermoplastic
- Slide: High Temp. Thermoplastic

##### 2.PLATING

###### Contact:

- Nickel In All Area
- Tin over Nickel (RoHS Compliant)
- Au over Nickel (RoHS Compliant)

###### Hold Down:

- Tin over Nickel (RoHS Compliant)

#### ■ PACKING

##### 1.Packing method

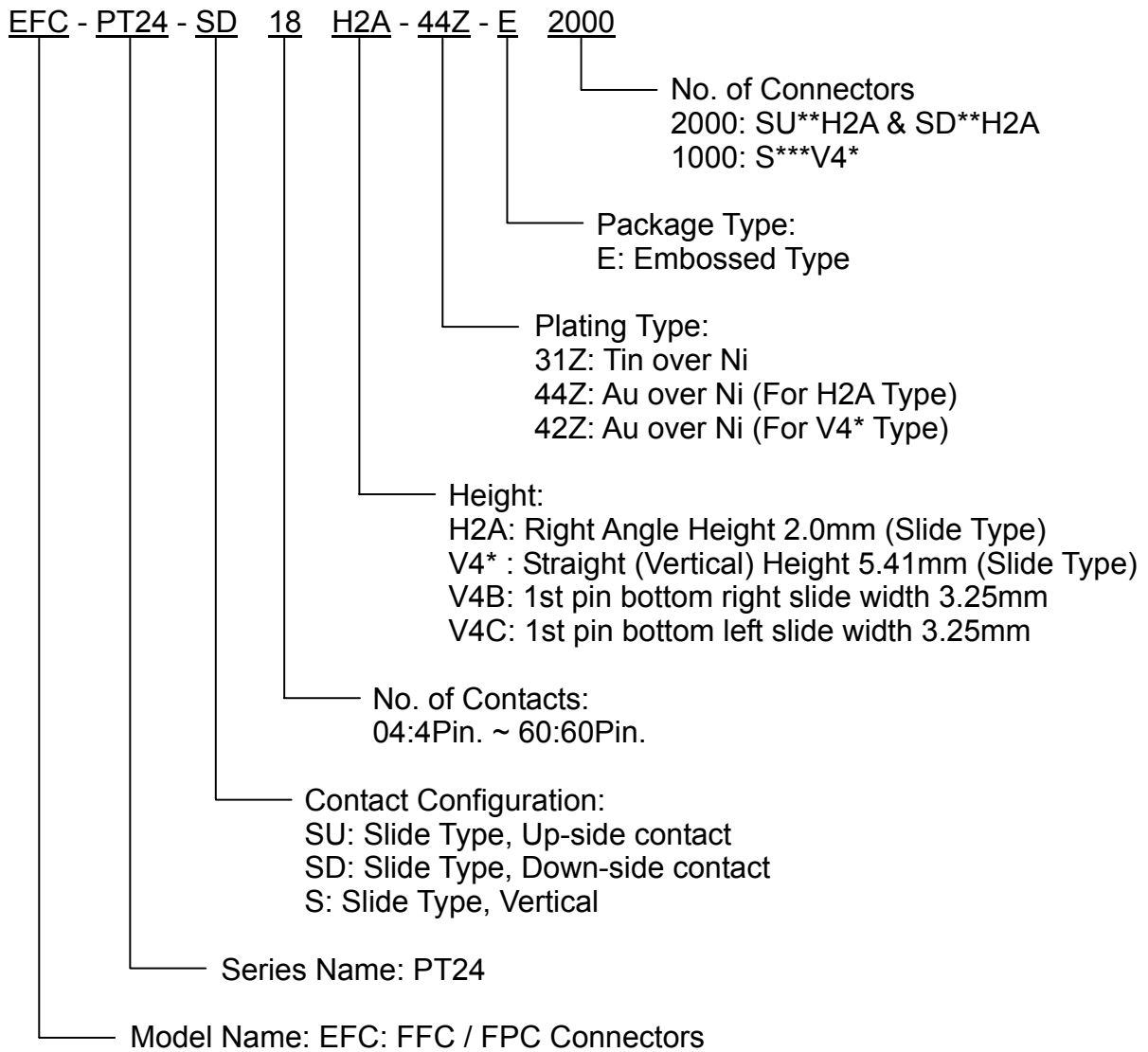
- All connector are packed in tube or reel method.

##### 2.Information on label (stuck to each ploy bag, reel and box)

- |              |                  |              |              |
|--------------|------------------|--------------|--------------|
| (1)Part NO.  | (2)Section.      | (3)Lot NO.   | (4)Quantity. |
| (5)QC stamp. | (6)Reprocess NO. | (7)ECE mark. |              |



## ■ PART NUMBERING SYSTEM



## ■ DIMENSIONS UNIT:mm

EFC-PT24-SU\*\*H2A



EFC-PT24-SD\*\*H2A



EFC-PT24-S\*\*V4\*



EFC-PT24-SU\*\*H2A UNIT:mm  
 Connection Style: Right Angle Up Side Type

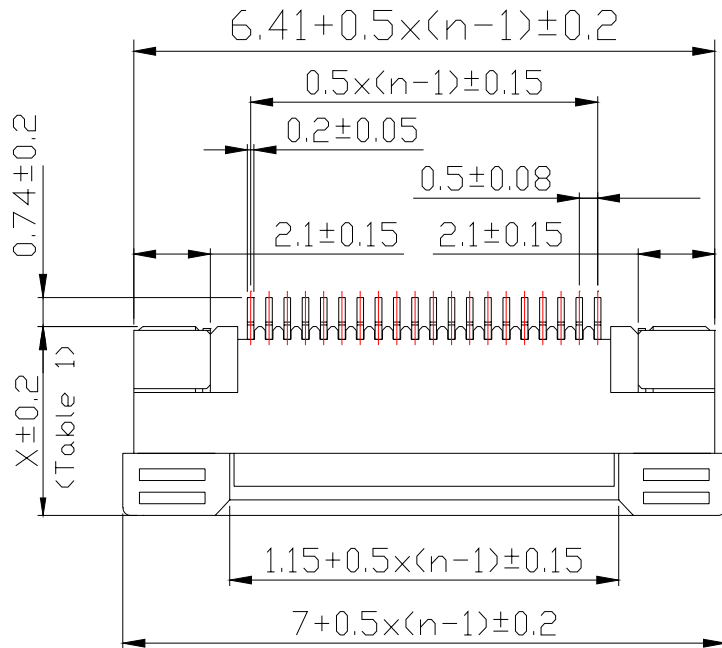
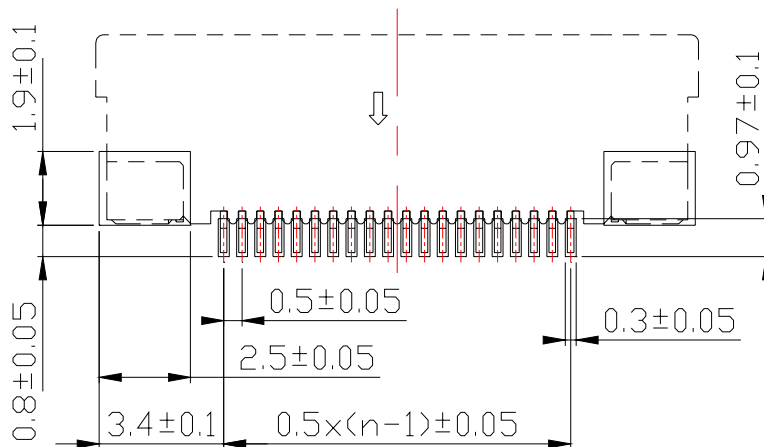
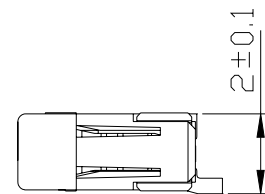
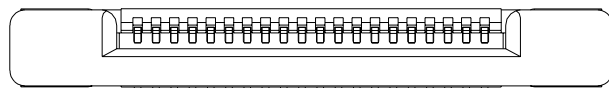


Table 1

PDS.	Dim. X
4~50pin	4.86mm
51~60pin	5.36mm



PCB LAYOUT (REF.)

EFC-PT24-SD\*\*H2A UNIT:mm  
 Connection Style: Right Angle Down Side Type

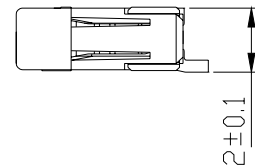
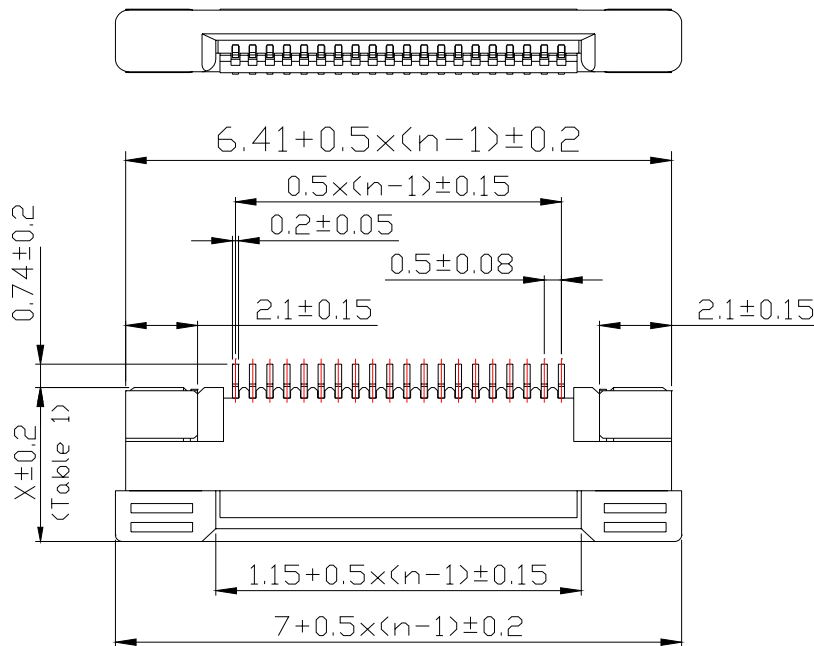
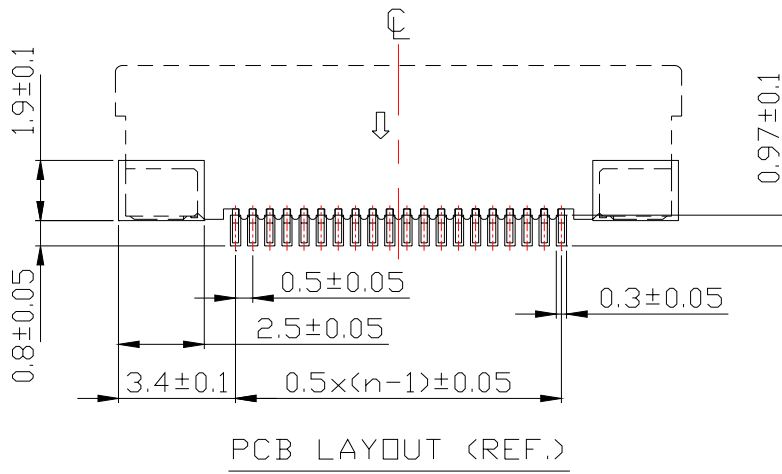
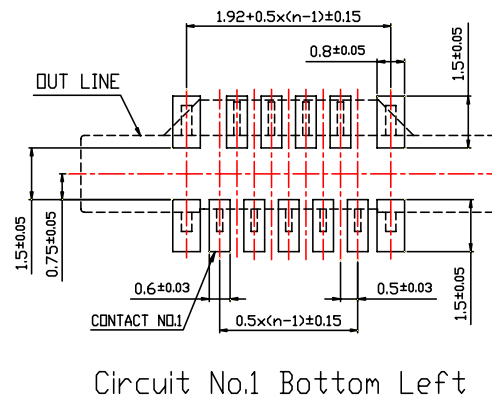
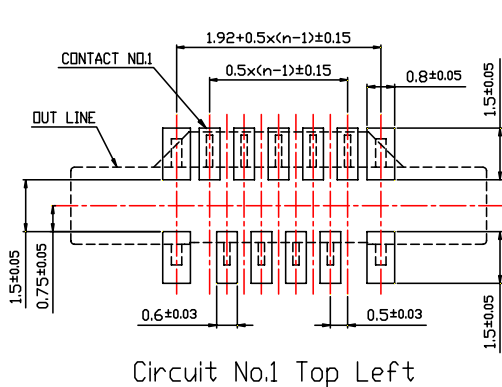
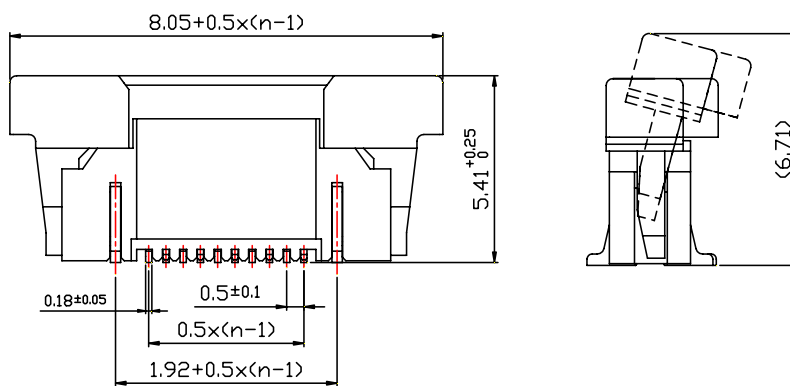
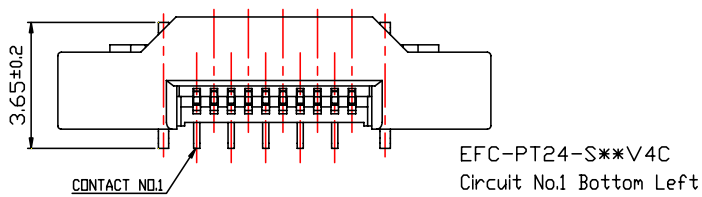
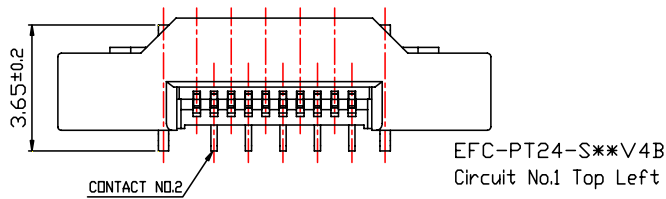


Table 1

PDS.	Dim. X
4~50pin	4.86mm
51~60pin	5.36mm



EFC-PT24-S\*\*V4\*  
 Connection Style: Straight(Vertical) Type



PCB LAYOUT (REF.)