




**ECE** —  
The Name You Can Trust!

## RADIAL LEADED PTC LN MODEL



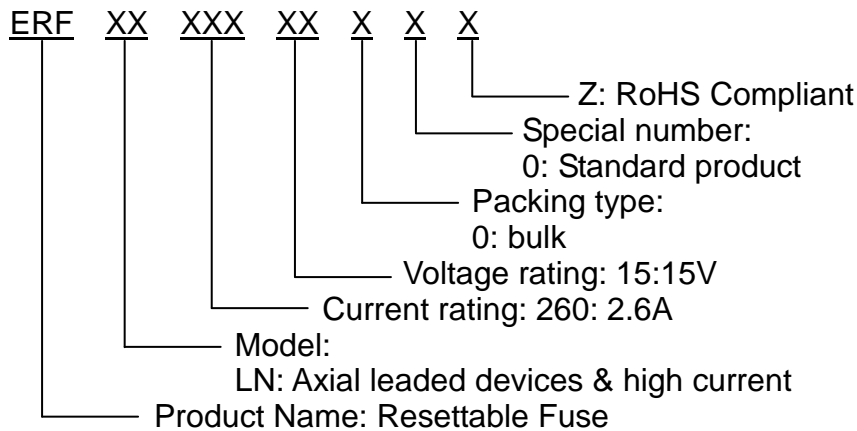
### ■ FEATURES

- Axial Leaded, low profile, solid state
- Operation current: 1.9A~7.3A
- Maximum voltage: 15V & 20V
- Temperature range: -40°C to 85°C
- Bulk packing on most models

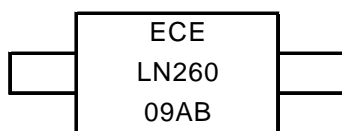
### ■ APPLICATIONS

- Rechargeable Battery Packs Protection
- Lithium Cell and Battery packs
- For Low Resistance / High Current Applications

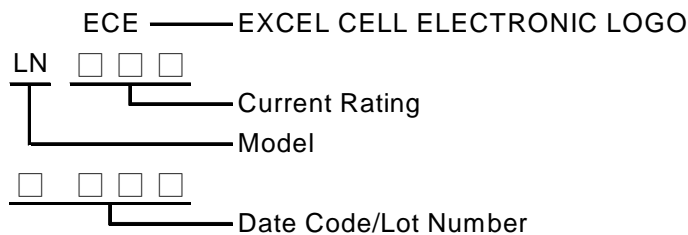
### ■ PART NUMBERING SYSTEM



### ■ Marking system



Example



## ■ Electrical characteristics(23°C)

Part Number	Hold Current	Trip Current	Rated Voltage	Maximum Current	Typical Power	Resistance Tolerance		
	I <sub>H</sub> , A	I <sub>T</sub> , A	V <sub>MAX</sub> , V <sub>dc</sub>	I <sub>MAX</sub> , A	P <sub>d</sub> , W	R <sub>MIN</sub> Ω	R <sub>MAX</sub> Ω	R1 <sub>MAX</sub> Ω
LN190	1.9	3.9	15	100	1.2	0.039	0.072	0.102
LN260	2.6	5.8	15	100	2.5	0.020	0.042	0.063
LN380	3.8	8.3	15	100	2.5	0.013	0.026	0.037
LN450	4.5	8.3	20	100	2.5	0.011	0.020	0.028
LN550	5.5	10.5	20	100	2.8	0.009	0.016	0.022
LN600	6.0	11.7	20	100	2.8	0.007	0.014	0.019
LN730	7.3	14.1	20	100	3.3	0.006	0.012	0.015

I<sub>H</sub>=Hold current-maximum current at which the device will not trip at 23°C still air.

I<sub>T</sub>=Trip current-minimum current at which the device will always trip at 23°C still air.

V<sub>MAX</sub>=Maximum voltage device can withstand without damage at its rated current.

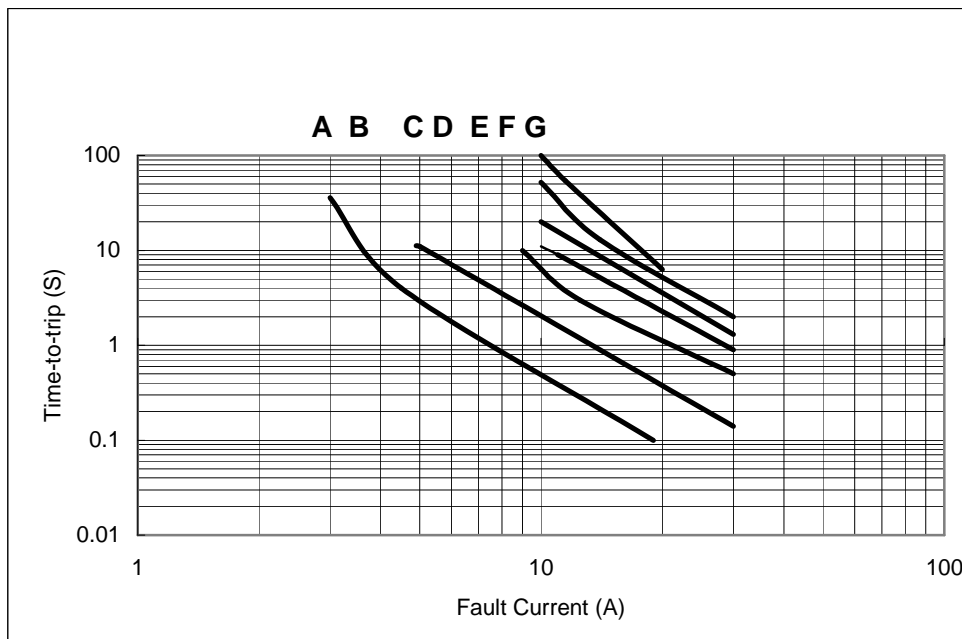
I<sub>MAX</sub>= Maximum fault current device can withstand without damage at rated voltage (V max).

P<sub>d</sub>=Maximum power dissipated from device when in the tripped state in 23°C still air environment.

R<sub>MIN</sub>=Minimum device resistance at 23°C.

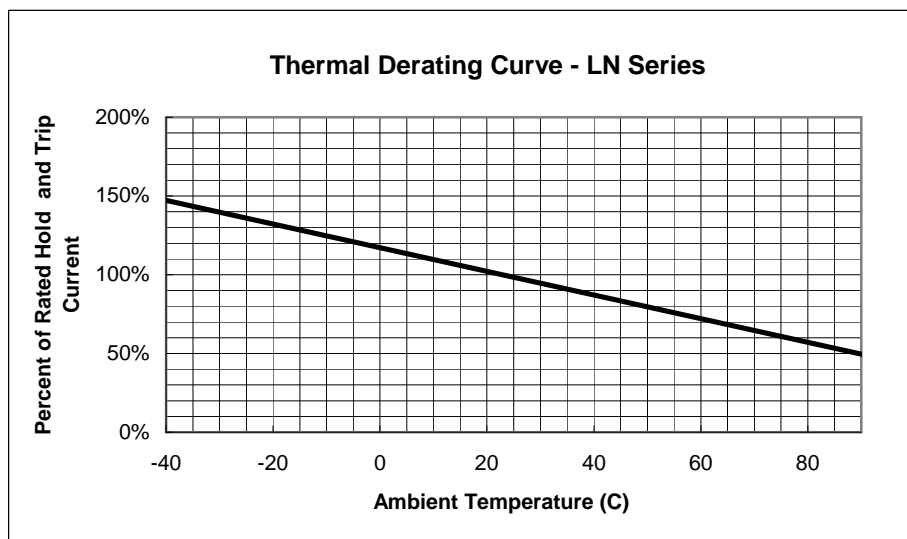
R1<sub>MAX</sub>=Maximum device resistance at 23°C 1 hour after tripping.

## ■ Typical Time-To-Trip at 23°C



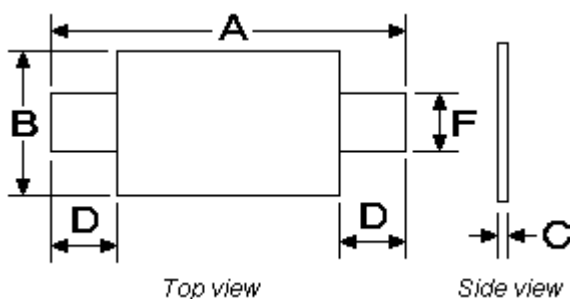
A=LN190  
B=LN260  
C=LN380  
D=LN450  
E=LN550  
F=LN600  
G=LN730

## ■ Thermal Derating Curve



## ■ LN Product Dimensions (UNIT: mm)

Part Number	A		B		C		D		F	
	Min	Max	Min	Max	Min	Max	Min	Max	Min	Max
LN190	19.9	22.1	4.9	5.5	0.6	1.0	5.5	7.5	3.9	4.1
LN260	20.9	23.1	4.9	5.5	0.6	1.0	4.1	5.5	3.9	4.1
LN380	24.0	26.0	6.9	7.5	0.6	1.0	4.1	5.5	4.9	5.1
LN450	24.0	26.0	9.9	10.5	0.6	1.0	5.3	6.7	5.9	6.1
LN550	35.0	37.0	6.9	7.5	0.6	1.0	5.3	6.7	4.9	5.1
LN600	24.0	26.0	13.9	14.5	0.6	1.0	4.1	5.5	5.9	6.1
LN730	27.1	29.1	13.9	14.5	0.6	1.0	4.1	5.5	5.9	6.1



## ■ Standard Package for Reference

P/N	Pcs/Bag	P/N	Pcs/Bag	P/N	Pcs/Bag	P/N	Pcs/Bag
LN190	1K	LN380	1K	LN550	500	LN730	500
LN260	1K	LN450	500	LN660	500		