



# 1 mm Contact Spacing, ZIF Type Board To FPC Connectors

## EFC-PM24 SERIES

### ■ FEATURES

- 1mm contact spacing
- No. of contacts: 4~34 pin
- Connector Height: 2.7mm (H-Type), 5.9mm (V-Type)
- Available in tube or embossed type for automatic mounting

### ■ SPECIFICATIONS

#### 1.ELECTRICAL

- Voltage rating: 200VAC
- Current rating: 1.0A
- Contact resistance: 20mΩ max. (initial) 40mΩ max. (final)
- Insulation resistance: 100MΩ min.
- Operating Temp: -25 to +85°C
- Storage Temp: -10 to 50°C (Packed Condition)
- Humidity: 90% max. (Not Dewed)

#### 2.MECHANICAL

- Durability: Mate & Unmate with applicability for 20 times, Contact resistance: 20mΩ max. (initial), 40mΩ max. (final)
- Operating force (Slider): 0.2kgf\*n (1.96N\*n) max. (n: Pin)
- Cable holding force: 0.05 kgf\*n (0.49N\*n) min. (n: Pin)
- Contact retention force: 0.5kgf (4.9N) min.

### ■ MATERIALS

#### 1.MATERIAL

- Contacts: Copper Alloy
- Insulator Housing: High Temp. Thermoplastic
- Slide: High Temp. Thermoplastic
- Hold Down: Copper Alloy

#### 2.PLATING

##### Contact:

- Nickel In All Area
- Tin over Nickel (RoHS Compliant)
- Au over Nickel (RoHS Compliant)

##### Hold Down:

- Nickel In All Area
- Tin over Nickel (RoHS Compliant)

### ■ PACKING

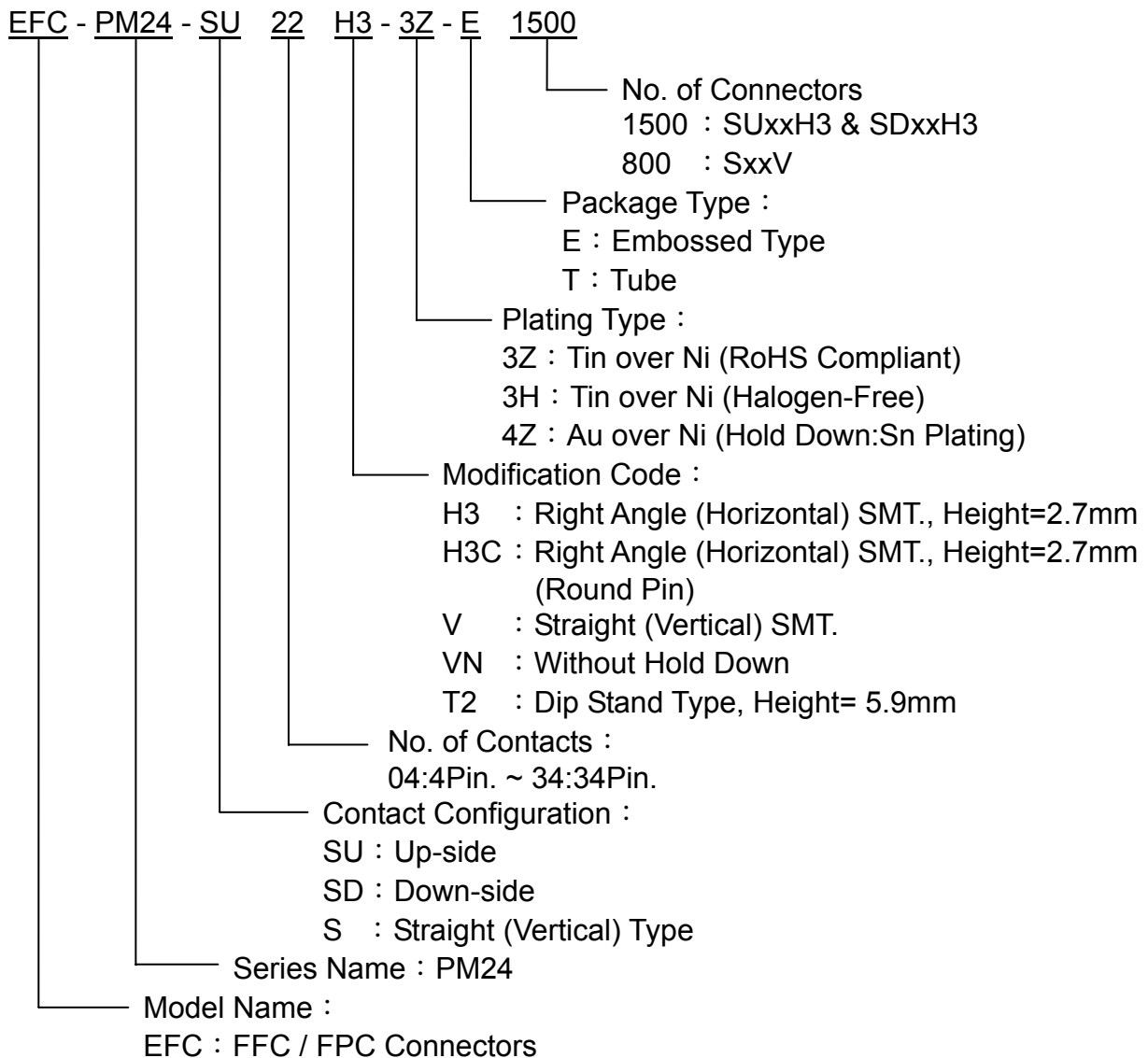
#### 1.Packing method

1-1.All connectors are packed in reel or tube method.

#### 2.Information on label (stuck to each ploy bag, reel and box)

- |              |                  |              |              |
|--------------|------------------|--------------|--------------|
| (1)Part NO.  | (2)Section.      | (3)Lot NO.   | (4)Quantity. |
| (5)QC stamp. | (6)Reprocess NO. | (7)ECE mark. |              |

## ■ PART NUMBERING SYSTEM




## ■ DIMENSIONS    UNIT:mm

EFC-PM24-SU\*\*H3



EFC-PM24-SD\*\*H3



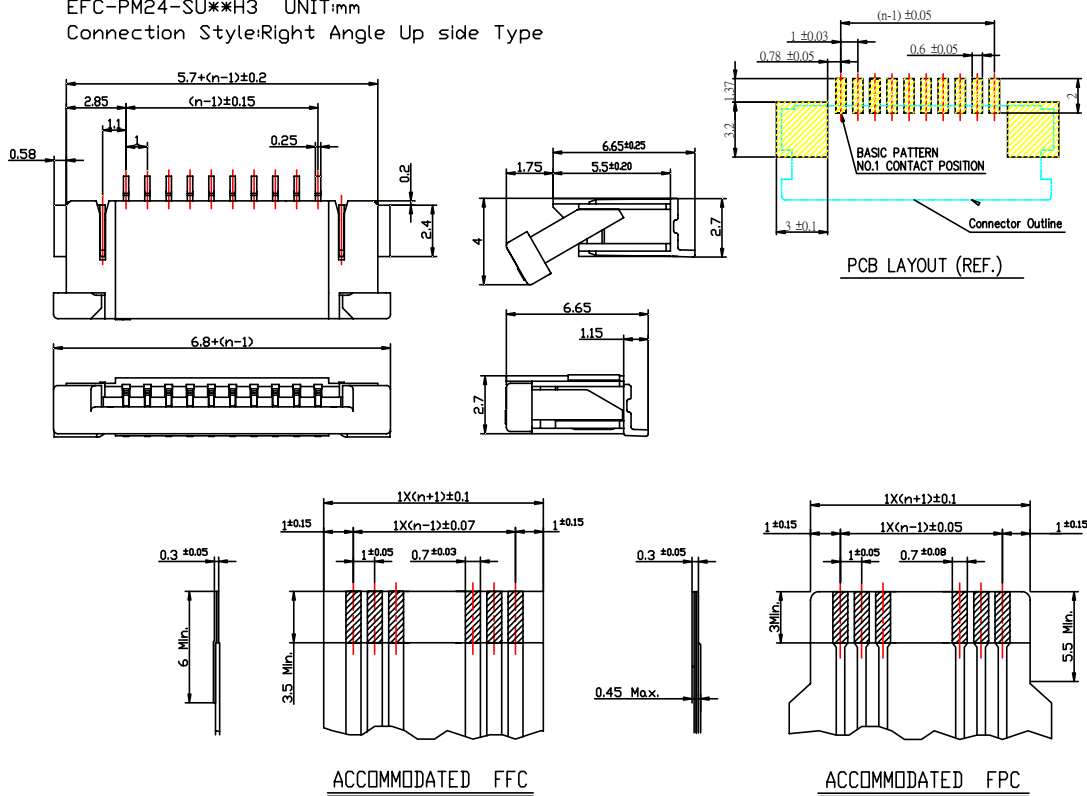
EFC-PM24-S\*\*V



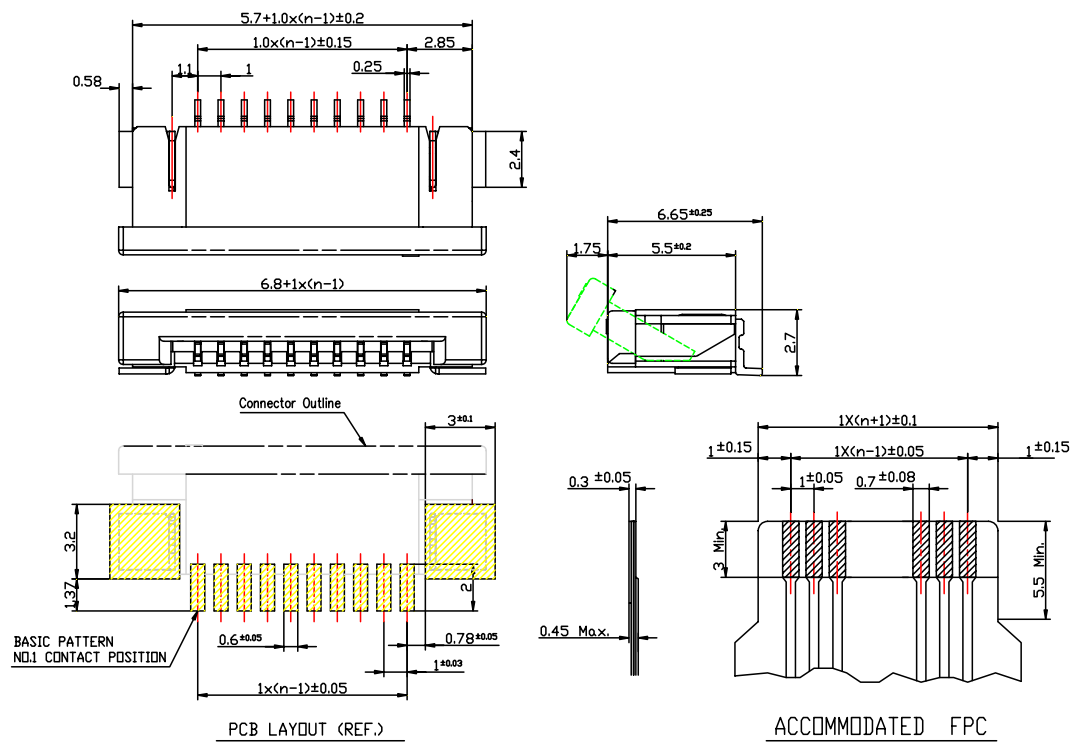
EFC-PM24-S\*\*T2



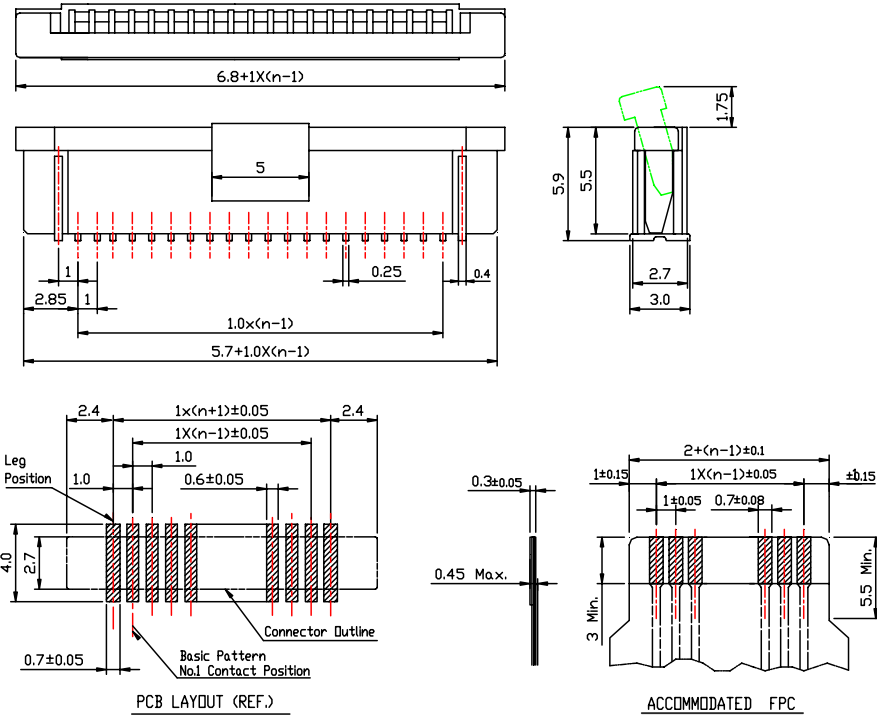
EFC-PM24-SU\*\*H3 UNIT:mm  
Connection Style:Right Angle Up side Type



EFC-PM24-SD\*\*H3 UNIT:mm  
Connection Style:Right Angle Down side Type



EFC-PM24-S\*\*V UNIT:mm  
 Connection Style: Straight (Vertical) Type



EFC-PM24-S\*\*T2 UNIT:mm  
 Connection Style: Straight Through Hole (Vertical) Type

