




ECE —
The Name You Can Trust!

RADIAL LEADED PTC FX/FU MODEL



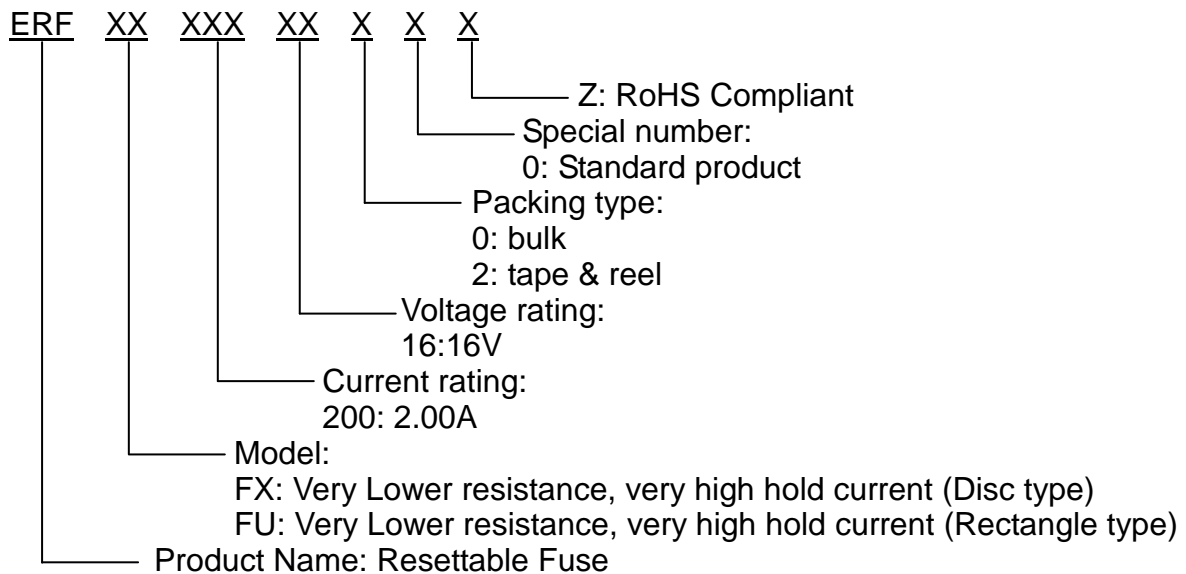
FEATURES

- Very Lower resistance, very high hold current ,solid state
- Radial leaded product ideal for up to 16/30V and Operating temperature 125°C
- Operation current: 0.50A~15.0A
- Maximum Voltage: 16V & 30V
- Temperature range: -40°C to 125°C
- Cured, flame retardant epoxy polymer insulating material meets UL 94V-0 requirement
- Bulk packing, tape and reel available on most models

APPLICATIONS

- Wide variety of electronic equipment

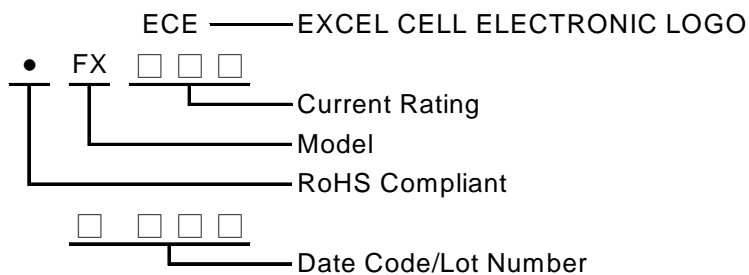
PART NUMBERING SYSTEM



Marking system



Example



*If the current rating is under 1Amp their will be no “ ECE ” logo shown on the body.



ECE —
The Name You Can Trust!

■ Electrical characteristics(23°C)

Part Number	Hold Current	Trip Current	Max. Time to trip	Maximum Current	Rated Voltage	Typical Power	Resistance Tolerance	
	I _H , A	I _T , A	at 5xI _H	I _{MAX} , A	V _{MAX} , V _{DC}	P _d , W	R _{MIN}	R _{1MAX}
							Ω	Ω
FX050-30	0.50	0.9	2.5	40	30	0.9	0.4800	1.1000
FX100-30	1.00	1.8	5.2	40	30	1.4	0.1800	0.4300
FX200-16	2.00	3.8	3.0	100	16	1.4	0.0450	0.1100
FU070-30	0.70	1.4	3.2	40	30	1.4	0.3000	0.8000
FU300-16	3.00	6.0	5.0	100	16	3.0	0.0330	0.0790
FU400-16	4.00	7.0	5.0	100	16	3.3	0.0240	0.0600
FU450-16	4.50	7.8	3.0	100	16	3.6	0.0220	0.0540
FU550-16	5.50	10.0	6.0	100	16	3.5	0.0150	0.0370
FU600-16	6.00	10.8	5.0	100	16	4.1	0.0130	0.0320
FU650-16	6.50	12.0	5.5	100	16	4.3	0.0110	0.0260
FU700-16	7.00	13.0	7.0	100	16	4.0	0.0100	0.0250
FU750-16	7.50	13.1	7.0	100	16	4.5	0.0094	0.0220
FU800-16	8.00	15.0	8.0	100	16	4.2	0.0080	0.0200
FU900-16	9.00	16.5	10.0	100	16	5.0	0.0074	0.0170
FU10A-16	10.0	18.5	9.0	100	16	5.3	0.0062	0.0150
FU11A-16	11.0	20.0	11.0	100	16	5.5	0.0055	0.0130
FU13A-16	13.0	24.0	13.0	100	16	6.9	0.0041	0.0100
FU14A-16	14.0	27.0	13.0	100	16	6.9	0.0030	0.0090
FU15A-16	15.0	28.0	20.0	100	16	7.0	0.0032	0.0092

I_H=Hold current-maximum current at which the device will not trip at 23°C still air.

I_T=Trip current-minimum current at which the device will always trip at 23°C still air.

V_{MAX}=Maximum voltage device can withstand without damage at its rated current.

I_{MAX}= Maximum fault current device can withstand without damage at rated voltage (V max).

P_d=Typical power dissipated from device when in the tripped state in 23°C still air environment.

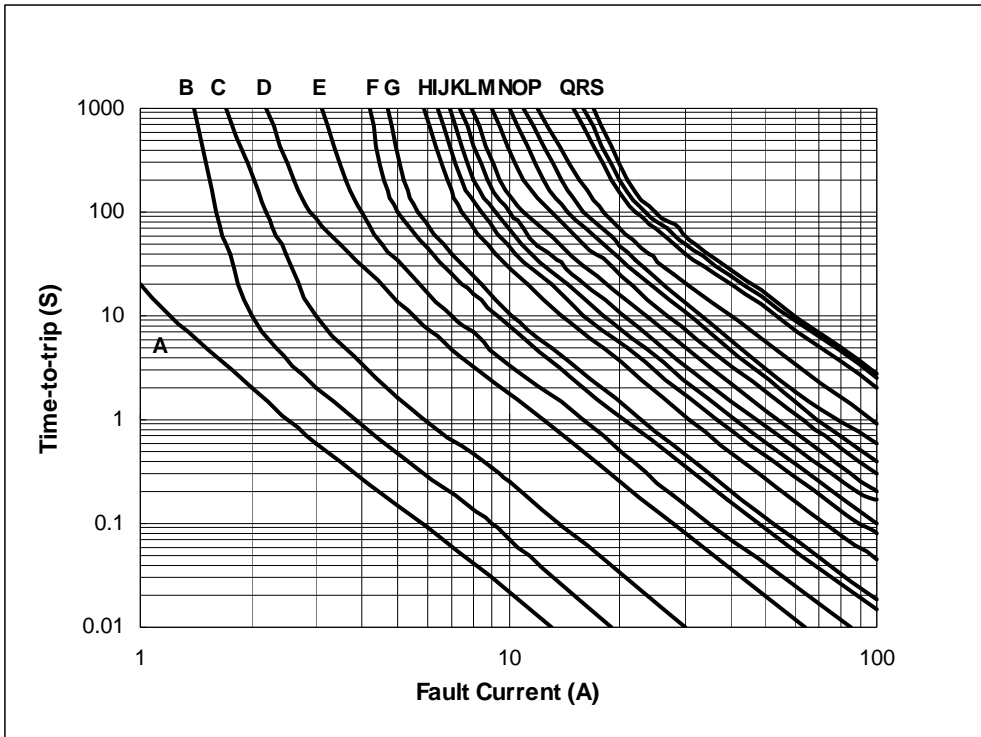
R_{MIN}=Minimum device resistance at 23°C.

R_{1MAX}=Maximum device resistance at 23°C 1 hour after tripping .



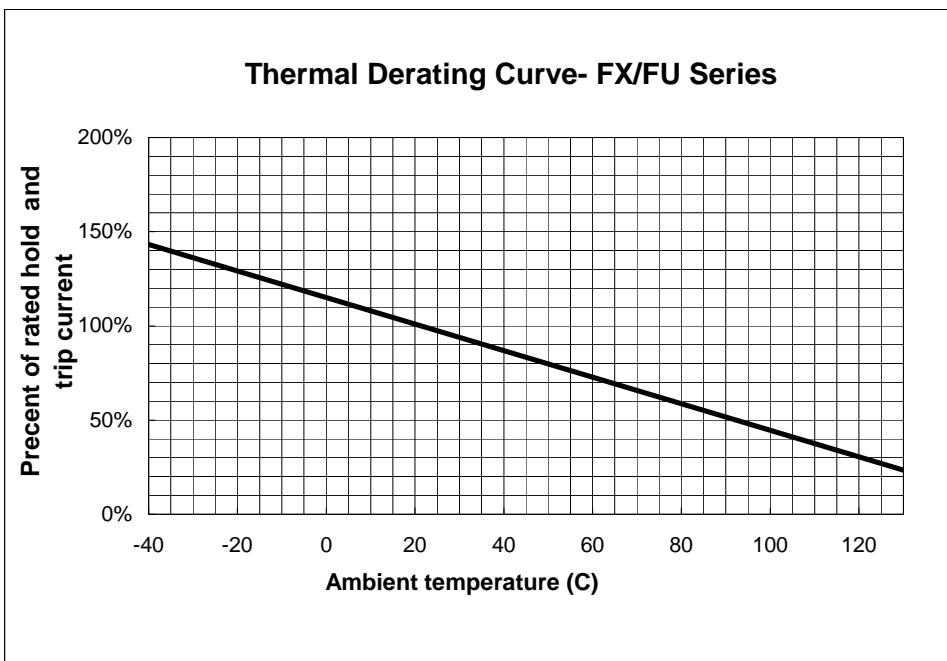
ECE —
The Name You Can Trust!

■ Typical Time-To-Trip at 23°C



A=FX050-30
B=FU070-30
C=FX100-30
D=FX200-16
E=FU300-16
F=FU400-16
G=FU450-16
H=FU550-16
I=FU600-16
J=FU650-16
K=FU700-16
L=FU750-16
M=FU800-16
N=FU900-16
O=FU10A-16
P=FU11A-16
Q=FU13A-16
R=FU14A-16
S=FU15A-16

■ Thermal Derating Curve



FX/FU Product Dimensions (UNIT: mm)

Part Number	A	B	C	D	E	F	Figure
	Maximum	Maximum	Typical	Minimum	Maximum	Typical	
FX050-30	7.4	12.7	5.1	7.6	3.0	1.2	1
FX100-30	9.7	13.6	5.1	7.6	3.0	1.2	1
FX200-16	9.4	14.4	5.1	7.6	3.0	1.2	1
FU070-30	6.9	10.8	5.1	7.6	3.0	1.2	2
FU300-16	8.8	13.8	5.1	7.6	3.0	1.2	3
FU400-16	10.0	15.0	5.1	7.6	3.0	1.2	3
FU450-16	10.4	15.6	5.1	7.6	3.0	1.2	3
FU550-16	11.2	18.9	5.1	7.6	3.0	1.2	3
FU600-16	11.2	21.0	5.1	7.6	3.0	1.2	3
FU650-16	12.7	22.2	5.1	7.6	3.0	1.2	3
FU700-16	14.0	21.9	5.1	7.6	3.0	1.2	3
FU750-16	14.0	23.5	5.1	7.6	3.0	1.2	3
FU800-16	16.5	22.5	5.1	7.6	3.0	1.2	3
FU900-16	16.5	25.7	5.1	7.6	3.0	1.2	3
FU10A-16	17.5	26.5	10.2	7.6	3.0	1.2	3
FU11A-16	21.0	26.1	10.2	7.6	3.0	1.2	3
FU13A-16	23.5	28.7	10.2	7.6	3.0	1.4	4
FU14A-16	23.5	28.7	10.2	7.6	3.0	1.4	4
FU15A-16	23.5	28.7	10.2	7.6	3.0	1.4	4

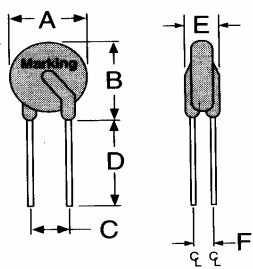


Figure 1

- Lead Size: 24AWG
- Φ0.51mm Diameter

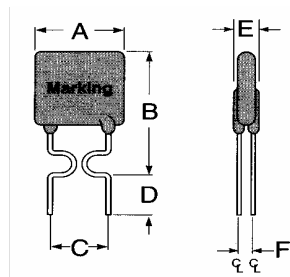


Figure 2

- Lead Size: 22AWG
- Φ 0.65mm Diameter

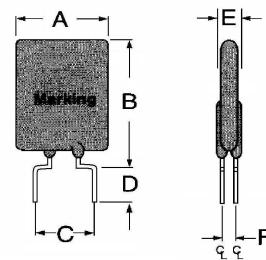


Figure 3

- Lead Size: 20AWG
- Φ0.81mm Diameter

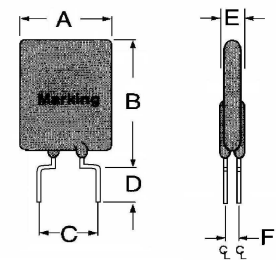


Figure 4

- Lead Size: 18AWG
- Φ1.00mm Diameter



■ Standard Package for Reference

P/N	Pcs/Bag	Reel/Tape	P/N	Pcs/Bag	Reel/Tape
FX050-30	500	2.5K	FU700-16	200	-----
FX100-30	500	2.5K	FU750-16	100	-----
FX200-16	500	2.5K	FU800-16	100	-----
FU070-30	500	2.5K	FU900-16	100	-----
FU300-16	500	2.5K	FU10A-16	100	-----
FU400-16	300	2.5K	FU11A-16	100	-----
FU450-16	300	1.5K	FU13A-16	100	-----
FU550-16	300	1.5K	FU14A-16	100	-----
FU600-16	200	1.5K	FU15A-16	100	-----
FU650-16	200	-----			